Economic Development as at 31st August 2020

Unemployment claimant count rate (16-64)

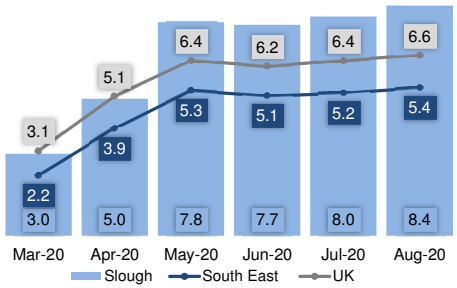

	Mar-20	Apr-20	May-20	Jun-20	Jul-20	Aug-20
No. of claimants	2,820	4,780	7,400	7,320	7,585	7,940

Youth claimant count rate (16-24)

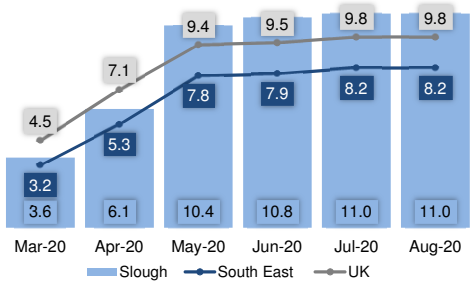

	Mar-20	Apr-20	May-20	Jun-20	Jul-20	Aug-20
No. of claimants	395	660	1,090	1,150	1,175	1,185

Unemployment claimant count rate (50+)

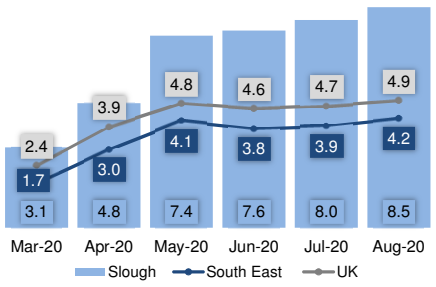

	Mar-20	Apr-20	May-20	Jun-20	Jul-20	Aug-20
No. of claimants	710	1,100	1,700	1,730	1,835	1,955

Job Retention Scheme (JRS) as a share of eligible employments

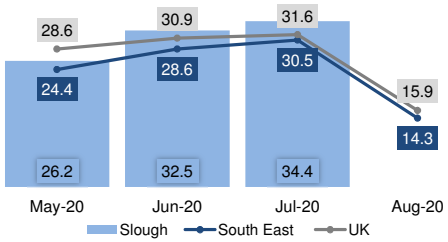

	May-20	Jun-20	Jul-20	Aug-20
No of claimants	20,100	24,900	26,400	-

JRS figures at local authority level not released for Aug-20.

Share of self-employed using the Self-Employment Income Support Scheme (SEISS)

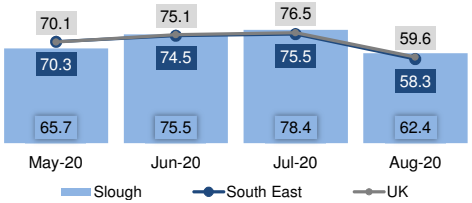

	May-20	Jun-20	Jul-20	Aug-20
No of claims	6,700	7,700	8,000	6,300
Claims (£)	£17.7m	£19.9m	£20.6m	£14.2m
Avg claim	£2,600	£2,600	£2,600	£2,200

Claims for government benefits as a share of working age population in Slough

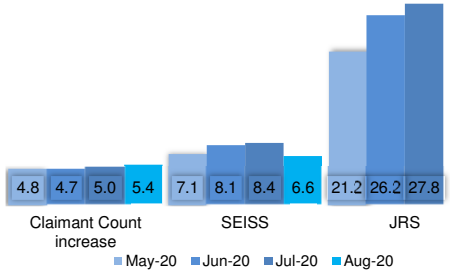

Total number of claims for the Job Retention Scheme, Self-employment Income Support Scheme as well as at the increase in Claimant Count from March as a share of the working age population in Slough.

Share of total claims for government support in Slough



JRS figures at local authority level not released for Aug-20.

Small business grants paid in Slough

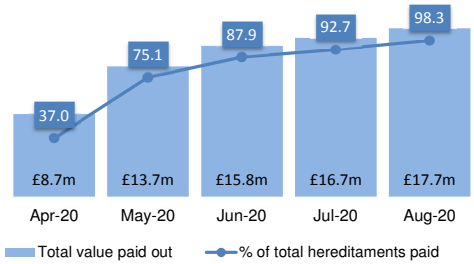

	Apr-20	May-20	Jun-20	Jul-20	Aug-20
No of grants paid	587	958	1,111	1,173	